

WEEKLY REPORT
REPORT NO. 66

June 23, 2021

NORWAY HOUSE CREE NATION

HEALTH CENTRE OF EXCELLENCE



PROJECT: NHCN CD3 PROFESSIONAL ACCOMMODATIONS



PREPARED BY:

JNR CONSTRUCTION

PROJECT NAME: PROFESSIONAL ACCOMMODATIONS		PROJECT NUMBER: CD3 – 19015B	
SAFETY STATISTICS			
DESCRIPTION	PREVIOUSLY REPORTED	THIS PERIOD	PROJECT TO DATE
FIRST AIDES	14	0	14
INCIDENTS	19	0	19
DAILY COVID SCREENINGS	6030	96	6126
QUALITY/ENGINEERING			
ITEMS	SUBMITTED	RESOLVED	OUTSTANDING
RFIS	92	92	0
SHOP DRAWINGS	90	89	1
SAMPLES	13	12	1
GREEN GLOBES	28	17	11

OUTSTANDING ITEMS OR CONCERNS:

- SD089 Signage. Revise/resubmit.
- SAMPLES013 Signage. Samples couriered to LM 22-Jun-21. Under review.
- Fire Safety Plan. Approval to proceed required.

COMPLETED THIS PERIOD	COMMENTS OR CONCERNS
LVL 1/LVL 2 Wood Doors/Hardware	
LVL 1/LVL 2 M/E Finishes	
LVL 1/LVL 2 Final Paint	
Exterior Parking Outlet Post Install	
Stairs 2/3 Drywall/Finishing	
Laundry FRP Installation	
Drywall/Tape/ACT Deficiencies	
Washroom Accessories Install	
Entrance Slab Pour	

TO COMPLETE NEXT PERIOD	TO COMPLETE THE FOLLOWING PERIOD
LVL 1/LVL 2 Wood Doors/Hardware	LVL 1/LVL 2 Wood Doors/Hardware
LVL 1/LVL 2 Mechanical Finishes	LVL 1/LVL 2 M/E Finishes
LVL 1/LVL 2 Final Paint	LVL 1/LVL 2 Final Paint
Stairs 2/3 Finishing	LVL 1 Flooring Install
Drywall/Tape/Flooring Deficiencies	Washroom Accessories Install
LVL 1 Flooring Install	M/E Equipment Start Ups
Washroom Accessories Install	Deficiencies Throughout
	Entrance Slab Pours

PROGRESS PHOTOS



Exterior Parking Outlet Post Install



Exterior Parking Lot Panel/Transformer Install



Stair 3 Boarding Progress




Stair 3 Taping Progress

PROGRESS PHOTOS




LVL 1 Laundry Room FRP Install



LVL 1 Laundry Room FRP Install



LVL 1 Laundry Room FRP Install




LVL 2 EW Washroom Accessory Install

PROGRESS PHOTOS



LVL 2 EW Ceiling Final Paint



LVL 2 EW Ceiling Final Paint



LVL 2 WW Suite Progress



LVL 2 WW Suite Progress

PROGRESS PHOTOS



LVL 2 WW Suite Progress



LVL 1 EW Suite Progress



LVL 2 EW Sliding Closet Door Install




LVL 2 EW Suite Washroom Progress

PROGRESS PHOTOS




LVL 2 Fitness Centre Progress



LVL 2 Corridor Exit Sign Install



ACT cut to accommodate condensate piping



ACT cut to accommodate venting