

Weekly Report

May 12th-18th

2021 Report # 41

# Norway House Cree Nation

Health Centre of Excellence



Project:

CD4 – Health Centre of Excellence

Aman Chana

JNR Construction

# Weekly Progress Report

May 18, 2021, ID #359

## REPORT DETAILS

Description


Created by Aman Chana

### 1. WORK LOG

Crew	# Workers	# Total hours	Work performed
Total Crew on Site	53	3180	See below for discriptions
Totals	53	3180	

### 2. CREW ONSITE

2.1 The following crews were active in this report period

- ☒ JNR
- ☒ Mechanical
- ☒ Electrical
- ☐ Masonry
- ☒ Structural Steel
-  Oakwood Roofing  
Carlson

### 3. ARCHITECTURAL

3.1 Ongoing Work

N/A

3.2 Completed Work

N/A

### 4. STRUCTURAL

4.1 Ongoing Work

**STRUCTURAL STEEL**

- Straitening structural steel (C1)
- Installing cross bracing (C1)
- Painting steel structure that is going to be enclosed
- Erection of main floor and roof structure (C1)
- Straightening / Torqueing structural glulam (B2)
- Installing beams and joists in area C1

4.2 Completed Work

**Concrete**

- Building formwork for bollards / Curbs (C2)
- Striping formwork around poured slab (A2), sum pit (C2) & underside of structural slab (A1)
- Pouring and finishing concrete slab on deck (A2)
- Total concrete poured A2-2 64 cubic m.
- Bill performed two concrete test:
- 1st test Actual Slump(mm): 65 mm Actual Air Content: 3.4%
- 2nd test was performed after 50 cubic m. was poured
- Actual Slump(mm): 75 mm Actual Air Content: 2.9%

### 5. MECHANICAL

5.1 Ongoing Work

Producing required shop drawing submittals -Ongoing

5.2 Completed Work

- Working through crawlspace and prep for SAN and HYD testing
- Install Stubs on drainage (A2/A3)
- Layout Lav carriers (B1)
- Deck layout for SAN and HYD lines (B2)

- Install HYD piping (B2)
- Installing duct work in the crawlspace (Started in B1 and working towards east)

## 6. ELECTRICAL

### 6.1 Ongoing Work

**Producing required shop drawing submittals -Ongoing**

### 6.2 Completed Work

- Install conduit in crawlspace (A3)
- Install heat trace conduits on underside of roof (B1)
- Install deck clips for hangers (B1)
- Penthouse electrical room layouts
- Install slab sleeves (B2)
- Install conduits stub ups from crawlspace to main floor
- Layout area B2 for sleeves installation

## 7. CIVIL

### 7.1 Ongoing Work

#### Civil

- Digging foundation in order to place forms for bollards (C2- Ambulance Bay)
- Cleaning and making way for more clean stone fill

#### Surveyor

- Ambulance garage beam as built (C2)
- Elevation check (C2)
- Room coordination (B1)
- Drafting and data management

### 7.2 Completed Work

## 8. SAFETY AND COVID-19 SCREENING

### 8.1 Number of Covid Screening reports completed

**JNR is continuing screening all visitors and staff daily who report to site.  
530 Covid screening reports completed on site last week.**



## 9. SITE VISIT SCHEDULE

### 9.1 Next scheduled site visit

Next scheduled visit to site is scheduled for May 20th  
Headwall Mock up to be reviewed  
QCA will also review roofing system mock up

## NOTES

### Oakwood Roofing:

- Exterior framing & sheathing (A2)
- Started beam infill along northside (A3)
- Laying out and framing interior walls (B1)
- Installed vapour barrier with staggered joints on deck sheathing material
- Torching half a roll in between full roll doing this to ensure a minimum of 12 inches stagger from edge of drywall to edge of vapour barrier roll.
- Installing dens deck (B2)
- Drywall running with the flutes, end joints staggered from each other.
- General House Keeping

### Carlson

- Exterior framing & sheathing (A2)
- Started beam infill along northside (A3)
- Laying out interior walls (B1)
- Interior walls framing started putting down tracks (B1)
- Installing plywood around the openings in A2.
- Working on Cultural hall installing tracks, studs and exterior sheathing.
- Working on exterior sheathing in A2 along GL 6e. Ue, 13e and 16e.
- Cleaning area A2


## PHOTOS (41)



**Arshdeep Grewal**  
May 17, 2021 4:59 PM



**Arshdeep Grewal**  
May 17, 2021 4:59 PM



**Arshdeep Grewal**  
May 17, 2021 4:59 PM



**Arshdeep Grewal**  
May 17, 2021 4:59 PM





B1- Installing track for interior walls

**Arshdeep Grewal**


May 16, 2021 10:49 AM



B1- Installing track for interior walls

**Arshdeep Grewal**

May 16, 2021 10:49 AM



A3- Framing around cultural hall

**Arshdeep Grewal**

May 16, 2021 10:49 AM



C1- Erection of roof structure

**Arshdeep Grewal**

May 16, 2021 10:49 AM



A2- Steel structure view

**Arshdeep Grewal**

May 16, 2021 10:49 AM



Repairing road around building

**Arshdeep Grewal**

May 16, 2021 10:49 AM





Excavator loading rock truck  
**Arshdeep Grewal**  
May 16, 2021 10:49 AM



Dozer repairing road  
**Arshdeep Grewal**  
May 15, 2021 10:34 AM



C1- Erection of roof structure

**Arshdeep Grewal**

May 15, 2021 10:34 AM



Skidsteer being used for moving equipment

**Arshdeep Grewal**


May 15, 2021 10:34 AM



B2- Installing tracks along grade beam for framing

**Arshdeep Grewal**

May 15, 2021 10:34 AM



C2- Placing & finishing concrete for sump cover

**Arshdeep Grewal**

May 15, 2021 10:34 AM





C2- Bucket pour for sump pit

**Arshdeep Grewal**

May 15, 2021 10:34 AM



Telehandler being used for bucket pour

**Arshdeep Grewal**

May 15, 2021 10:34 AM






C1- Erection of roof structure

**Arshdeep Grewal**

May 15, 2021 10:34 AM



B2- Wire mesh placed over Q-Deck

**Arshdeep Grewal**

May 15, 2021 10:34 AM



A2- Carlson framing around openings

**Arshdeep Grewal**

May 15, 2021 10:34 AM



C1- Straightening structural steel


**Arshdeep Grewal**

May 14, 2021 7:52 AM





C1- Erection of floor structure  
**Arshdeep Grewal**  
May 14, 2021 7:52 AM



B2- Wire mesh over Q-Deck  
**Arshdeep Grewal**  
May 14, 2021 7:52 AM




B2- Installing floor drains  
**Arshdeep Grewal**  
May 14, 2021 7:52 AM



Pouring concrete with Concrete Pump Truck  
**Anmol Kang**  
May 13, 2021 5:41 PM



C1- Erection of floor structure  
**Anmol Kang**  
May 13, 2021 5:41 PM



C1- Erection of floor structure  
**Anmol Kang**  
May 13, 2021 5:41 PM





B2- Material covered and stored over dunnage

**Anmol Kang**

May 13, 2021 5:41 PM



A3- Glulam covered at Canopy

**Anmol Kang**

May 13, 2021 5:41 PM



C1- Erection of main floor structure

**Anmol Kang**

May 13, 2021 5:41 PM



Oakwood received delivery

**Anmol Kang**

May 12, 2021 5:34 PM



A2 exterior sheathing

**Anmol Kang**

May 12, 2021 5:34 PM



Exterior sheathing work in progress A2

**Anmol Kang**


May 12, 2021 5:34 PM



Exterior sheathing A2 along GL 6e

**Anmol Kang**

May 12, 2021 5:34 PM



Cultural hall A3 work in progress

**Anmol Kang**

May 12, 2021 5:34 PM





Exterior sheathing work in progress A2

**Anmol Kang**

May 12, 2021 5:34 PM



Hot tub (A2) steel structure

**Anmol Kang**

May 12, 2021 5:34 PM



Preparing for concrete pour in A2

**Anmol Kang**

May 12, 2021 5:34 PM



Exterior sheathing A2

**Anmol Kang**

May 12, 2021 5:34 PM

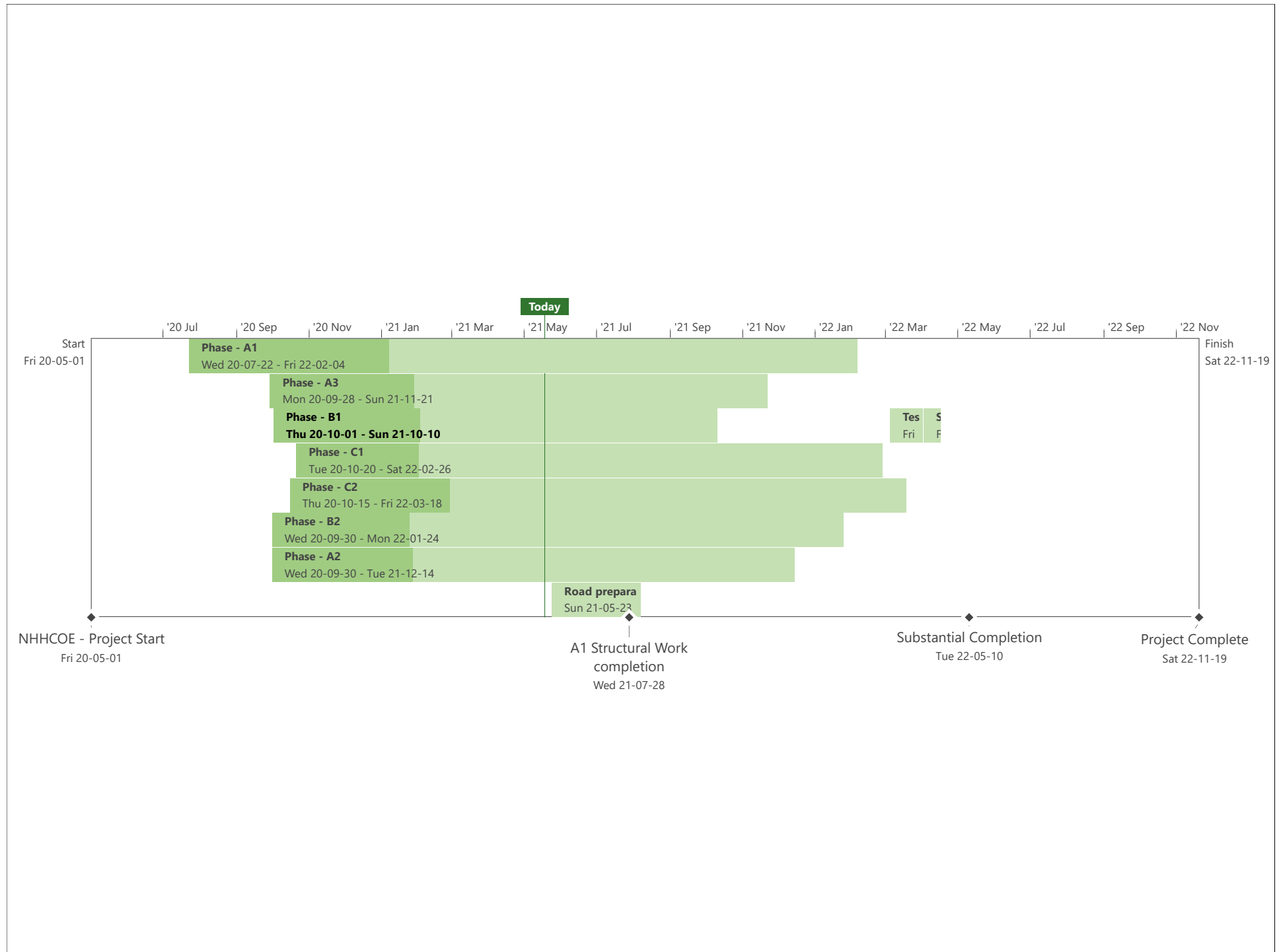


Exterior sheathing A2

**Anmol Kang**

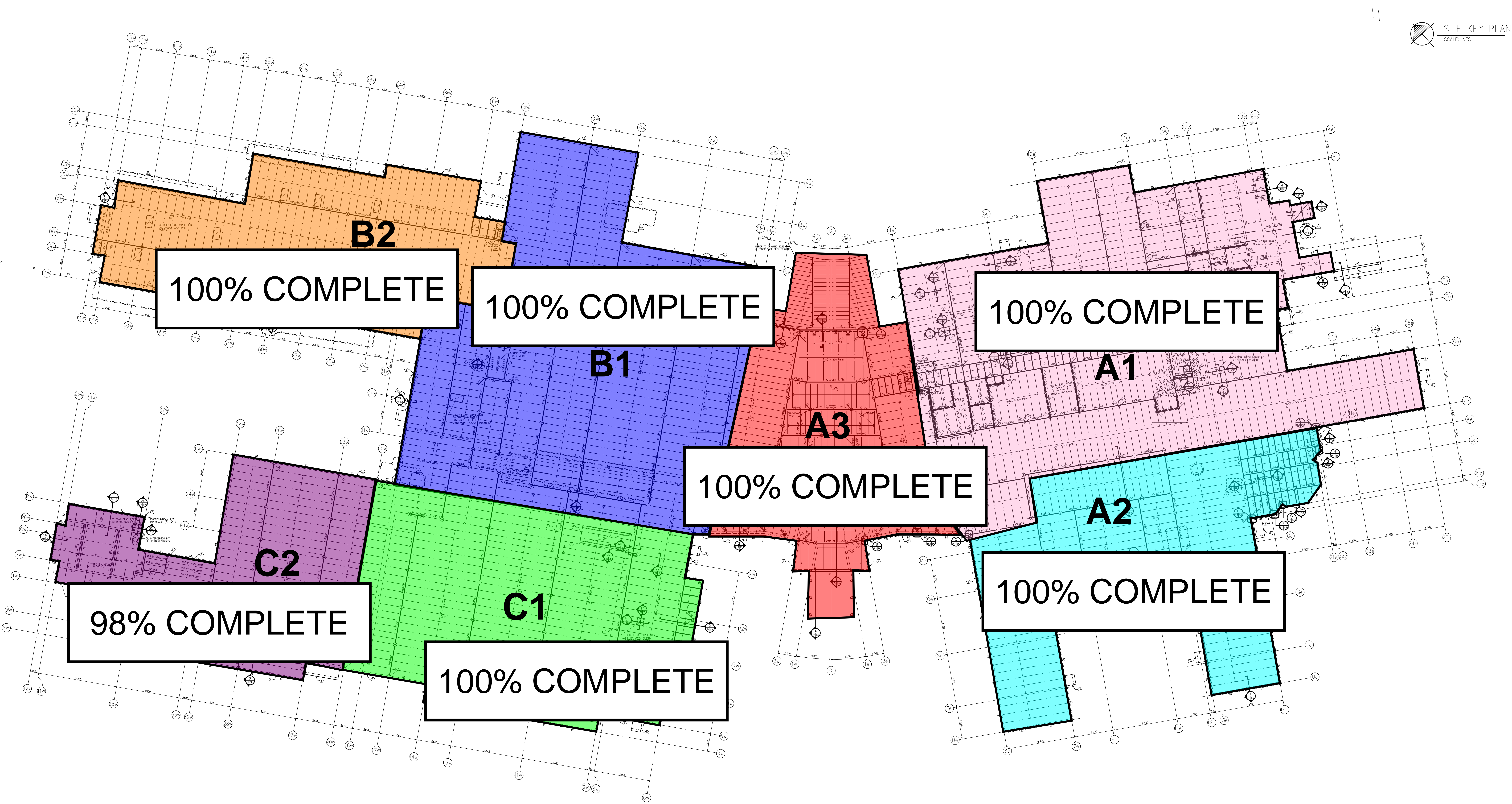
May 12, 2021 5:34 PM







BACKFILL ACTIVITY



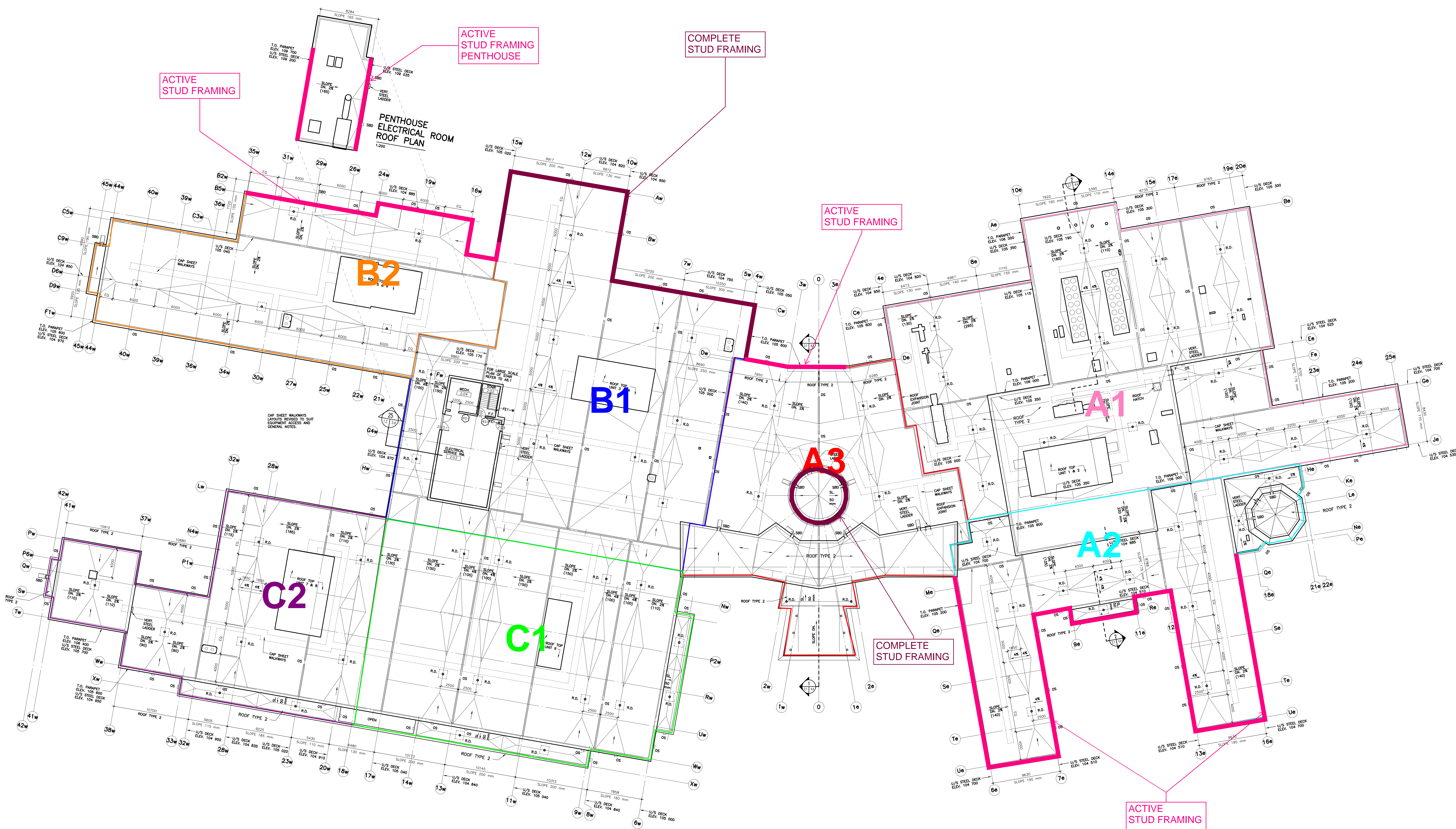


CONCRETE SLAB ACTIVITY





EXTERIOR STEEL STUD FRAMING

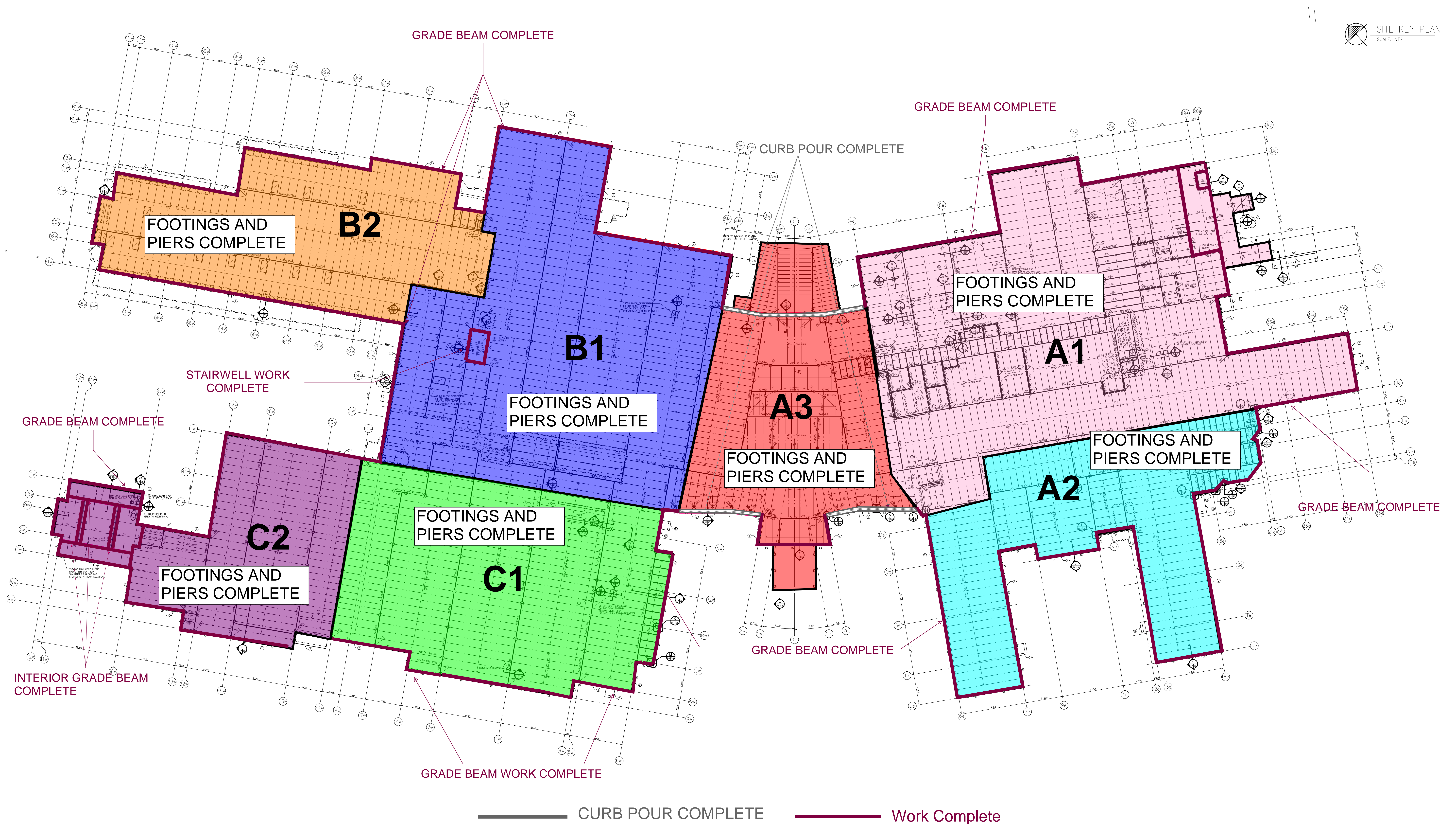


Work In-Progress      Work Complete

NOTE: STUD FRAMING COMPLETE INDICATES COMPLETION OF STEEL STUD FRAMING SCOPE OF WORK AT A PARTICULAR AREA INCLUDING SHEATHING & PARAPET WHERE APPLICABLE.

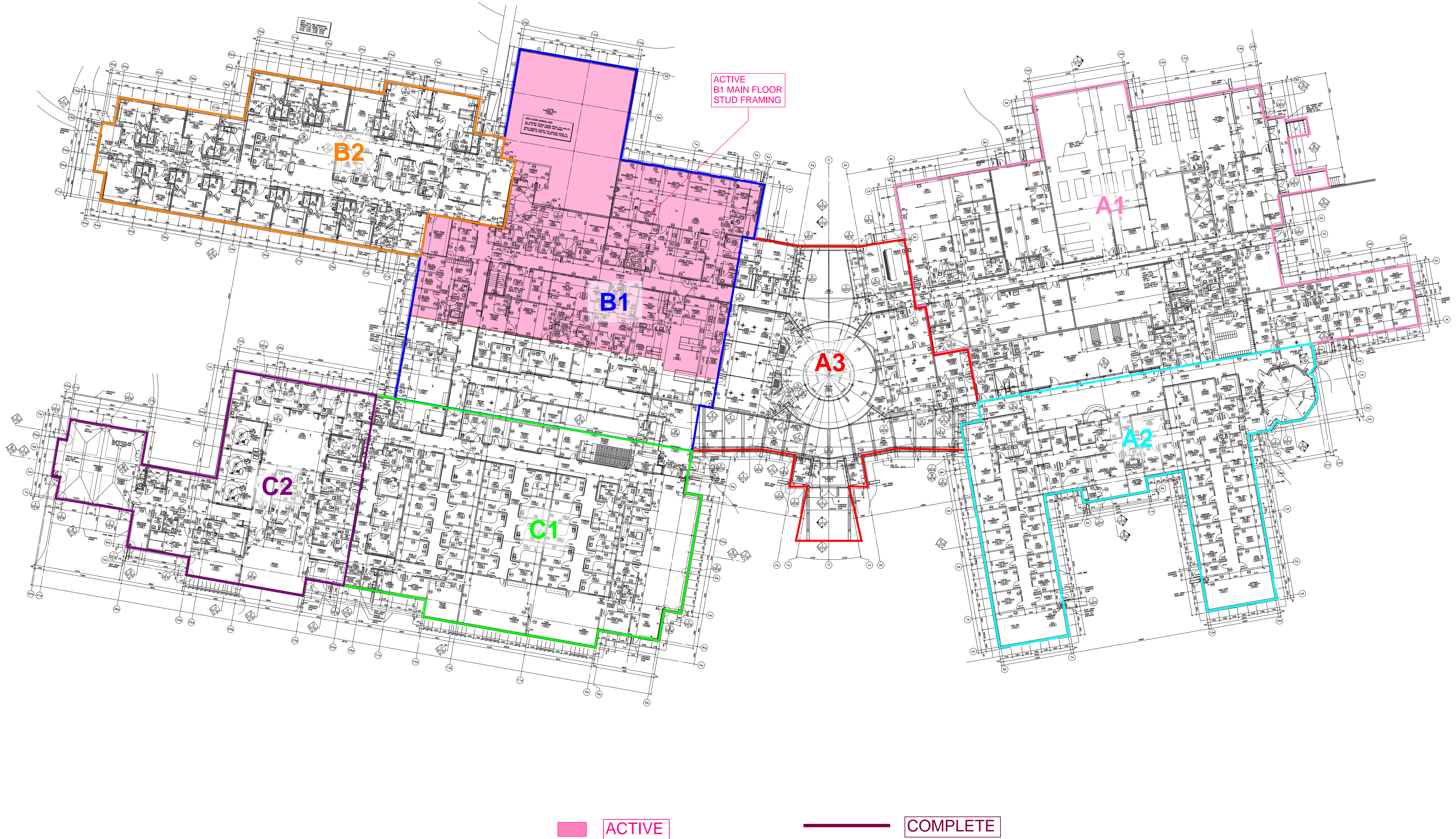


# FOOTING, PIER & GRADE BEAM ACTIVITY



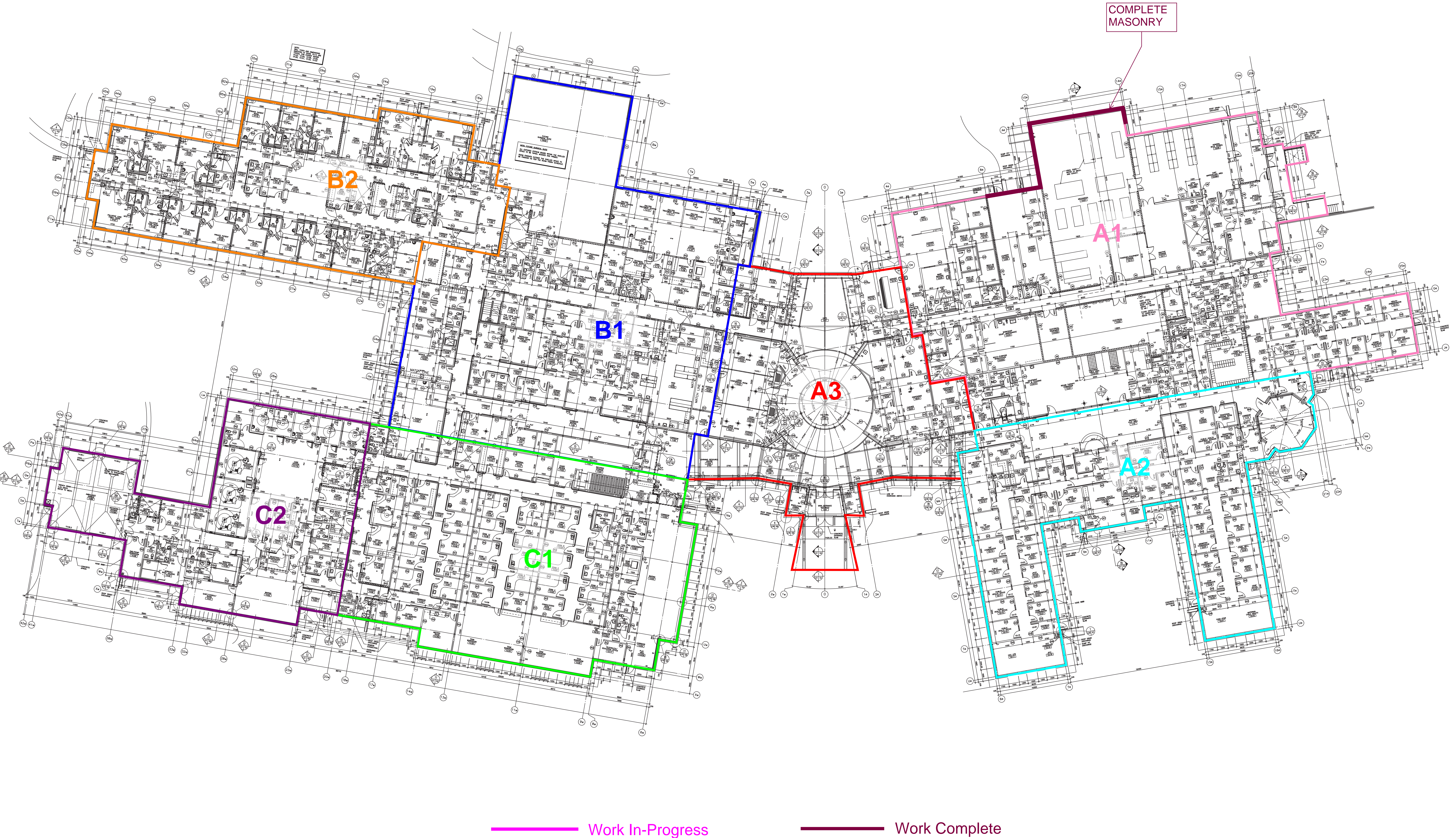


INTERIOR STEEL STUD FRAMING



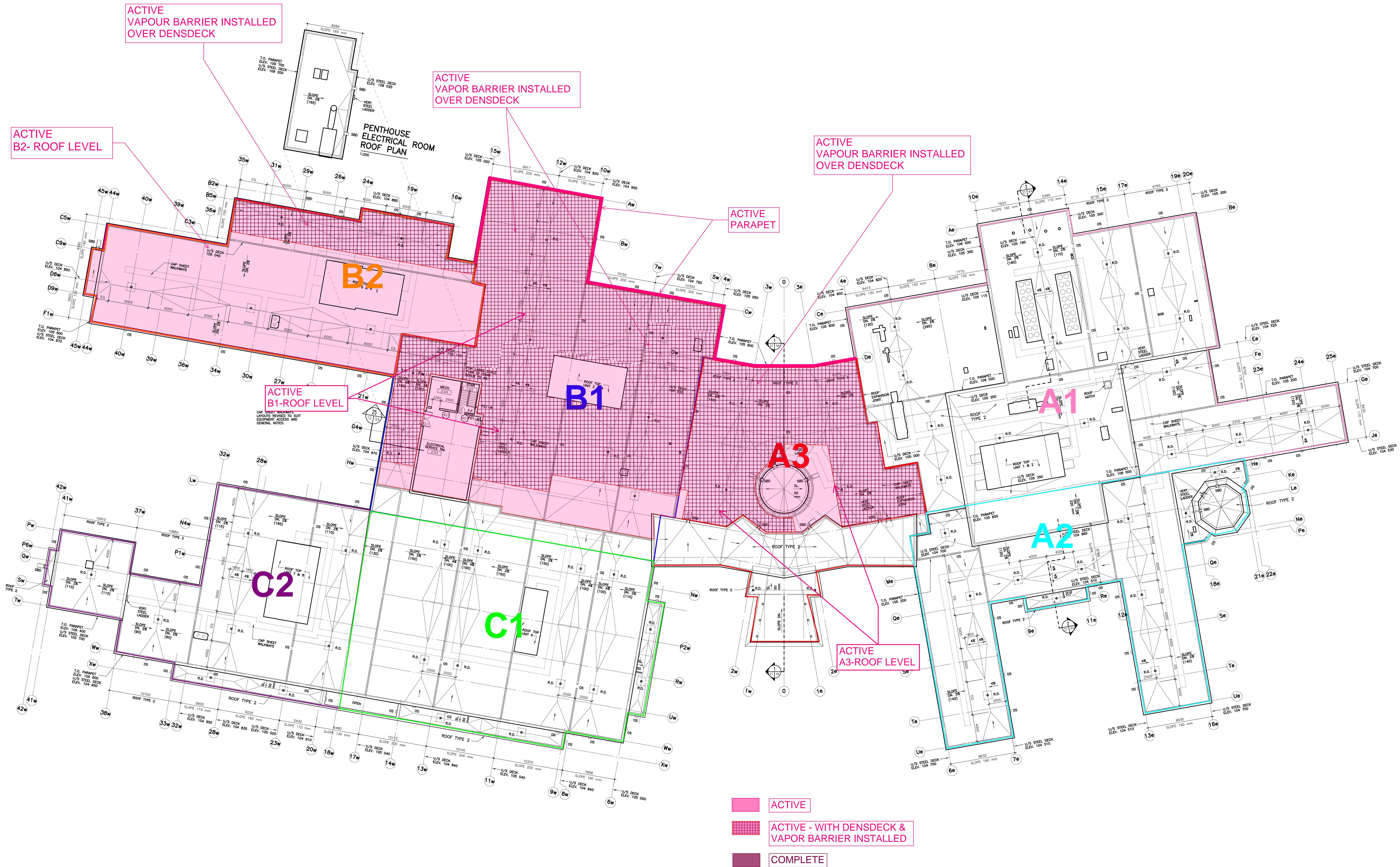


MASONRY ACTIVITY



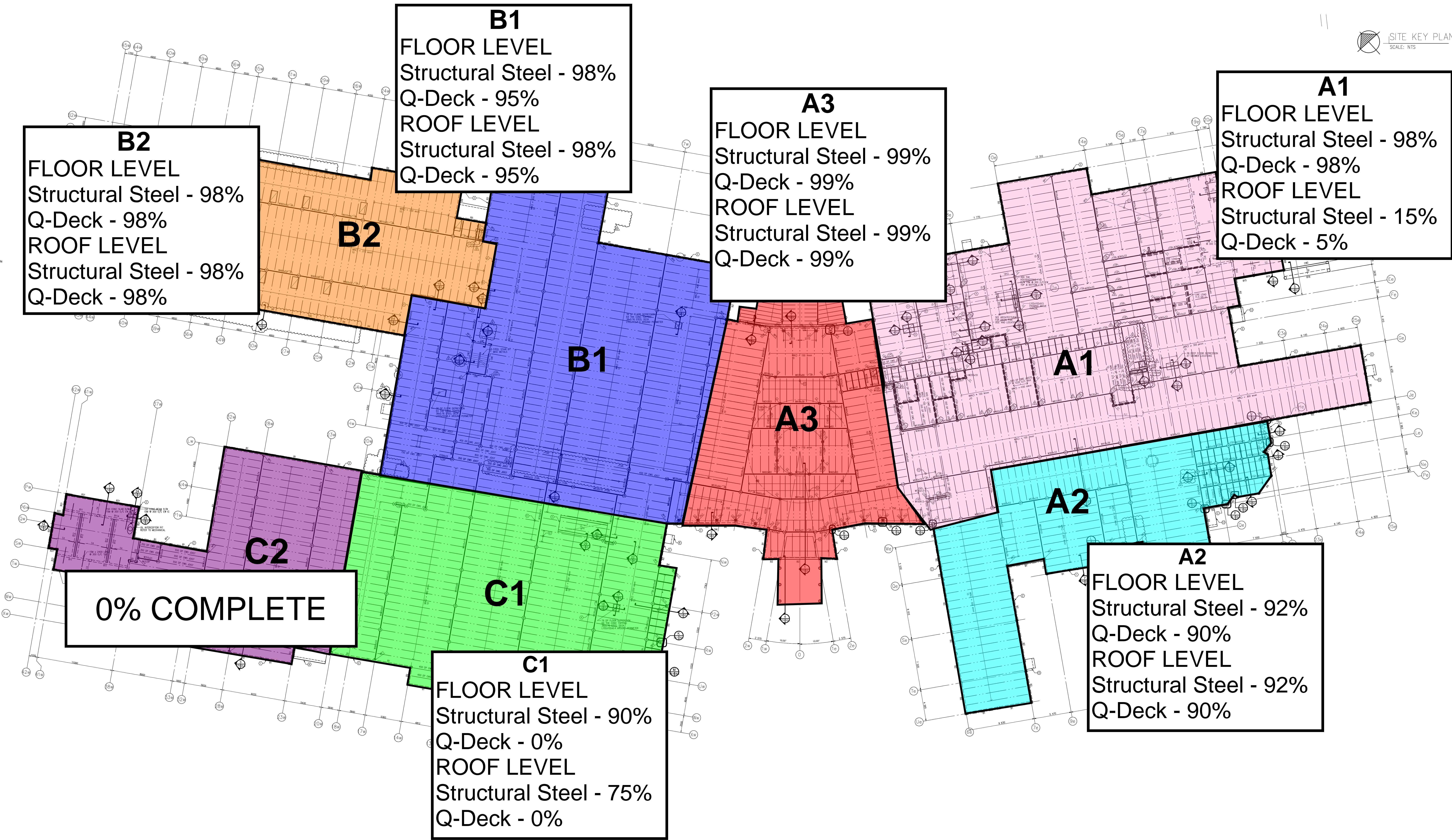


ROOFING ACTIVITY





STRUCTURAL STEEL





WEEPING TILE UPDATE

